

# Health Profile

## NOTIFICATIONS

⚠️	County Court Judgments	this company has 8 unsatisfied judgments against it amounting to GBP 30,719
⚠️	Unsecured Distressed Debtors	this company has 35 Unsecured Distressed Debtors against it amounting to GBP 105,154 in the last 24 months
ℹ️	Pending accounts	the accounts for the period to Feb 2025 have been filed and are currently being processed
ℹ️	Coronavirus Job Retention Scheme (Furlough)	this company (or a company in the Group) may have claimed furlough between December 2020 and September 2021
ℹ️	State Aid	this company (or a company in the Group) may have received state aid

**H-Score® 69**
**1.400%**  
3YR PoD

**3**  
RISK RATNG

**GBP 50.00m**  
CREDIT LIMIT

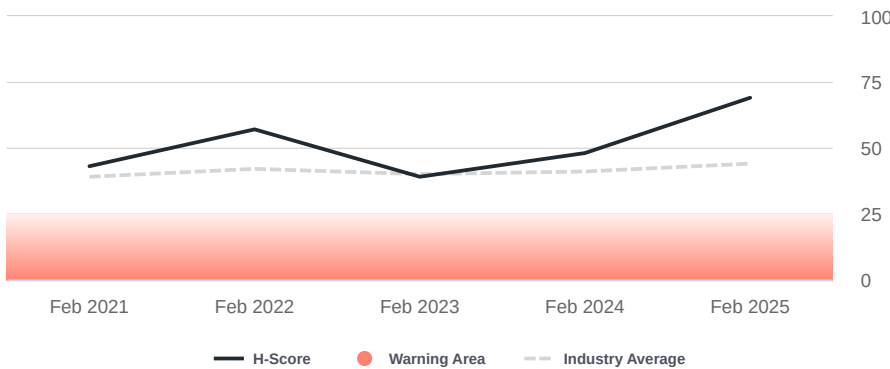
**GBP 200.00m**  
CONTRACT LIMIT

## Key Financials

**12 months to Feb 2025**

### Health Profile

The H-Score is the overall measure of the company's financial health. The higher the better.



Company Watch Limited

Period	Feb 21	Feb 22	Feb 23	Feb 24	Feb 25
H-Score	43	57	39	48	69

## About

Country of incorporation	United Kingdom (GBR)
Incorporation date	27 November 1947
Reporting currency	British Pound (GBP)
Company type	Publicly Quoted Public Limited
Status	Live
Latest year accounts type	Group
Registration number	00445790
Industry	47110 - RETAIL SALE IN NON-SPEC. STORES PREDOM. FOOD, BEV.,OR TOBACCO
Business description	Multinational groceries and general merchandise retailer.

## UK VAT Information

VAT number	220430231
Match confidence	96 %
Group VAT Registration	Yes
VAT group Representative Member	00445790 - Current Company

Sales	GBP 69.92b	⬆️
Reported Profit before tax	GBP 2.22b	⬆️
Total assets	GBP 38.89b	⬆️
Net worth	GBP 11.66b	⬆️
Total debt	GBP 6.95b	⬆️
Employees	231,393	⬆️

## Contact

Address	Tesco House Shire Park, Kestrel Way, Welwyn Garden City, AL7 1GA
No. addresses	53
Web	www.tescopl.com
Phone	01707918800

## Group Structure

Ultimate parent	N/A
Immediate parent	N/A
No. Immediate subsidiaries	23
No. Companies in group	150

No. of companies in VAT group	68
VAT Registered at latest period end	Yes

# Snapshot Profile

## Credit Risk

L

Low

## Credit Limit

**GBP**  
**50.00m**






## Contract Limit

**GBP**  
**200.00m**

## Solvency Status









## Notifications

	Warning	County Court Judgments	this company has 8 unsatisfied judgments against it amounting to GBP 30,719
	Warning	Unsecured Distressed Debtors	this company has 35 Unsecured Distressed Debtors against it amounting to GBP 105,154 in the last 24 months
	Info	Pending accounts	the accounts for the period to Feb 2025 have been filed and are currently being processed
	Info	Coronavirus Job Retention Scheme (Furlough)	this company (or a company in the Group) may have claimed furlough between December 2020 and September 2021
	Info	State Aid	this company (or a company in the Group) may have received state aid

## Key Financials

12 months to Feb 2025

<b>Sales</b>	GBP 69.92b	
<b>Reported Profit before tax</b>	GBP 2.22b	
<b>Total assets</b>	GBP 38.89b	
<b>Net worth</b>	GBP 11.66b	
<b>Total debt</b>	GBP 6.95b	
<b>Employees</b>	231,393	

## Contact

<b>Address</b>	Tesco House Shire Park, Kestrel Way, Welwyn Garden City, AL7 1GA
<b>Web</b>	www.tescopl.com
<b>Phone</b>	01707918800

## About

<b>Country of incorporation</b>	United Kingdom (GBR)
<b>Incorporation date</b>	27 November 1947
<b>Reporting currency</b>	British Pound (GBP)
<b>Company type</b>	Publicly Quoted Public Limited
<b>Status</b>	Live
<b>Latest year accounts type</b>	Group
<b>Registration number</b>	00445790
<b>Industry</b>	47110 - RETAIL SALE IN NON-SPEC. STORES PREDOM. FOOD, BEV.,OR TOBACCO
<b>Business description</b>	Multinational groceries and general merchandise retailer.

## Group Structure

<b>Ultimate parent</b>	N/A
<b>Immediate parent</b>	N/A
<b>No. Immediate subsidiaries</b>	23
<b>No. Companies in group</b>	150

## UK VAT Information

<b>VAT number</b>	220430231
<b>Match confidence</b>	96 %
<b>Group VAT Registration</b>	Yes
<b>VAT group Representative Member</b>	00445790 - Current Company
<b>No. of companies in VAT group</b>	68
<b>VAT Registered at latest period end</b>	Yes

## Directors

Full Name	Date of Birth	Position
Mr Christopher Jon Taylor	N/A	Company Secretary
Mr Christopher John Kennedy	Jan 1964	Director
Ms Carolyn Julie Fairbairn	Dec 1960	Director
Mr Gerard Martin Murphy	Nov 1955	Director
Mrs Caroline Louise Silver	Dec 1962	Director
only showing 5 entries. There are 12 current and 61 resigned directors.		

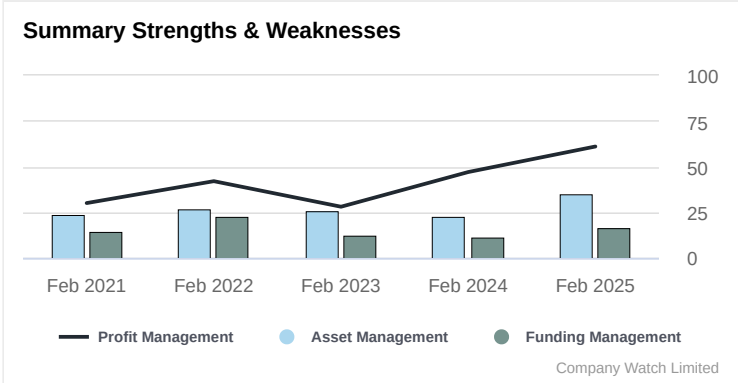
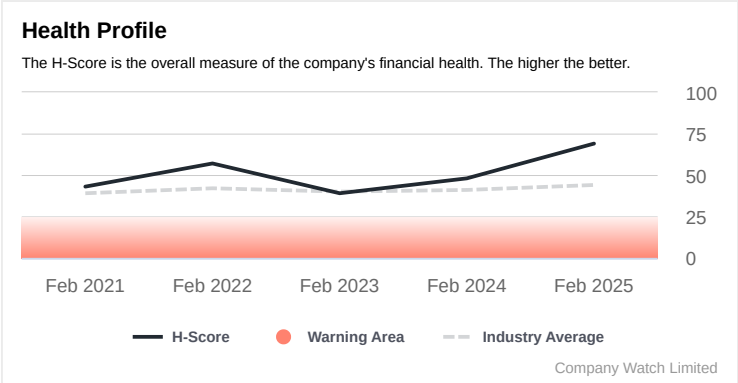
## Associated Companies

Company Name	Common directors
TESCO HOLDINGS LIMITED	Mr Imran Nawaz, Mr Ken Murphy
TESCO STORES LIMITED	Mr Imran Nawaz, Mr Ken Murphy
SADLER'S WELLS TRUST LIMITED	Ms Melissa Bethell
ITV STUDIOS LIMITED	Mr Christopher John Kennedy
SADLER'S WELLS DEVELOPMENT TRUST	Ms Melissa Bethell
ITV SERVICES LIMITED	Mr Christopher John Kennedy
BARRATT REDROW PLC	Mrs Caroline Louise Silver
ICE CLEAR EUROPE LIMITED	Mrs Caroline Louise Silver
KINGFISHER PLC	Mr Thierry Dominique Gerard Garnier
DIAGEO PLC	Ms Melissa Bethell
only showing a maximum of 10 mutual companies	

## Latest Documents Filed

Date	Document Filed
11 Jul 2025	26 Feb 2025 accounts filed at Companies House
26 Jun 2025	Resolution dis-applying pre-emption rights
18 Jun 2025	Latest confirmation statement filed at Companies House
13 Jun 2025	Change of officers
14 Sep 2023	Change to details of officer
only showing 5 out of 25 documents filed	

# Strengths & Weaknesses



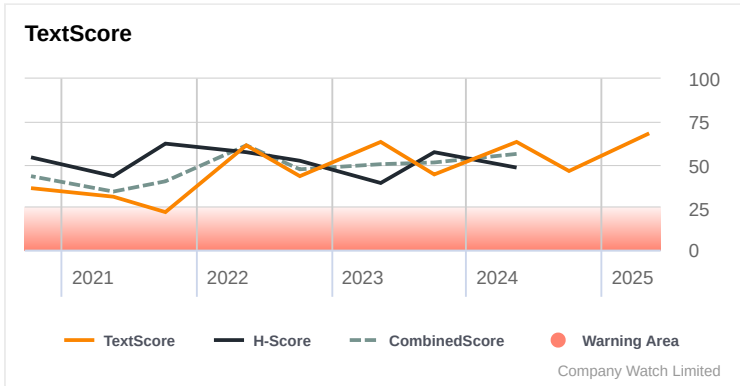
Key Values	Feb 21	Feb 22	Feb 23	Feb 24	Feb 25
H-Score	43	57	39	48	69
Risk Rating	6	4	6	5	3
Industry Average	39	42	40	41	44

Probability of Distress
PoD within 3 years = 1.400%
PoD within 1 year = 0.120%

Key H-Score Components	Feb 21	Feb 22	Feb 23	Feb 24	Feb 25
Profit and Loss Analysis					
Profit Management	30	42	28	47	61
Balance Sheet Analysis					
Asset Management	24	27	26	23	35
Funding Management	14	23	12	11	16

This chart shows the 3 key components of the H-Score. These summarise the 7 individual factors by which the financial health of the company is measured. The 3 key components are: Profit Management; Asset Management (Liquidity, Inventory & Receivables, Current Asset Cover); and Funding Management (Equity Base, Current Funding, Debt Dependency).

TextScore®



The quality of the published financial reports could have an impact on the TextScore® - certain words that are indistinct may not be correctly picked up.

What is the TextScore®?

The Company Watch TextScore® is derived from the text contained in companies' published financial reports. To generate the TextScore®, machine-learning techniques were used to spot the underlying patterns in the data: The frequencies of particular words & phrases are obtained, and then compared with the words & phrases used in filings of companies that subsequently underwent an insolvency procedure.

What is the Combined Score?

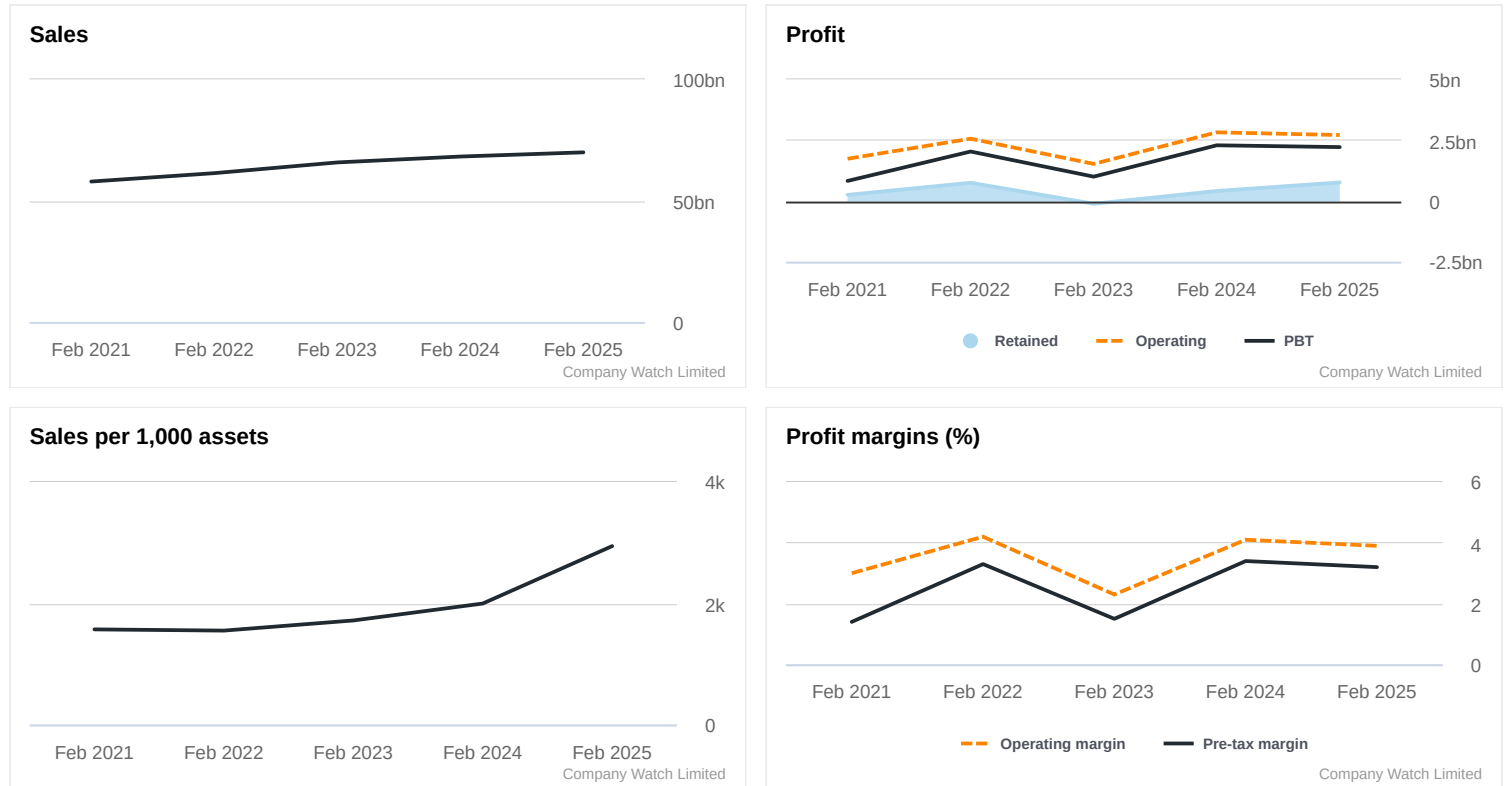
The Combined Score (shown in green) is a weighted combination of the H-Score® and TextScore®. The exact weighting used is determined by the industry sector in which a particular company operates. The resultant combined score is more accurate at predicting financial distress than the TextScore® or H-Score® alone as it combines the two different distinct views of a company's financial report.

Recent Scores

Filing Date	08 May 2025	03 Oct 2024	14 May 2024	04 Oct 2023	12 May 2023
Period end date	22 Feb 2025	24 Aug 2024	24 Feb 2024	26 Aug 2023	25 Feb 2023
TextScore	68	46	63	44	63
H-Score			48	57	39
Combined Score			56	51	50

Company Watch takes no responsibility for the sentiment/value of the words & phrases used in generating the Scores - the list of words & phrases used to calculate the TextScore® were derived empirically by looking at the historical universe of UK companies' financial filings. The important words & phrases were selected as those which best split up two predefined groups: Companies that went on to fail in the next accounting period, and those that did not.

## P&L Trends



In cases where the financial year is shorter or longer than 12 months the graphs above have been annualised.  
Where the reported interim data lacks detail the breakdown of the figures has been extrapolated from the previous year end.

### Look out for

#### Sales

- Deteriorating sales
- Sales rising sharply - How have the sales been funded? Has there been an acquisition? Has the balance sheet been weakened?
- Rising sales and falling margins - Often a warning of a weakening balance sheet

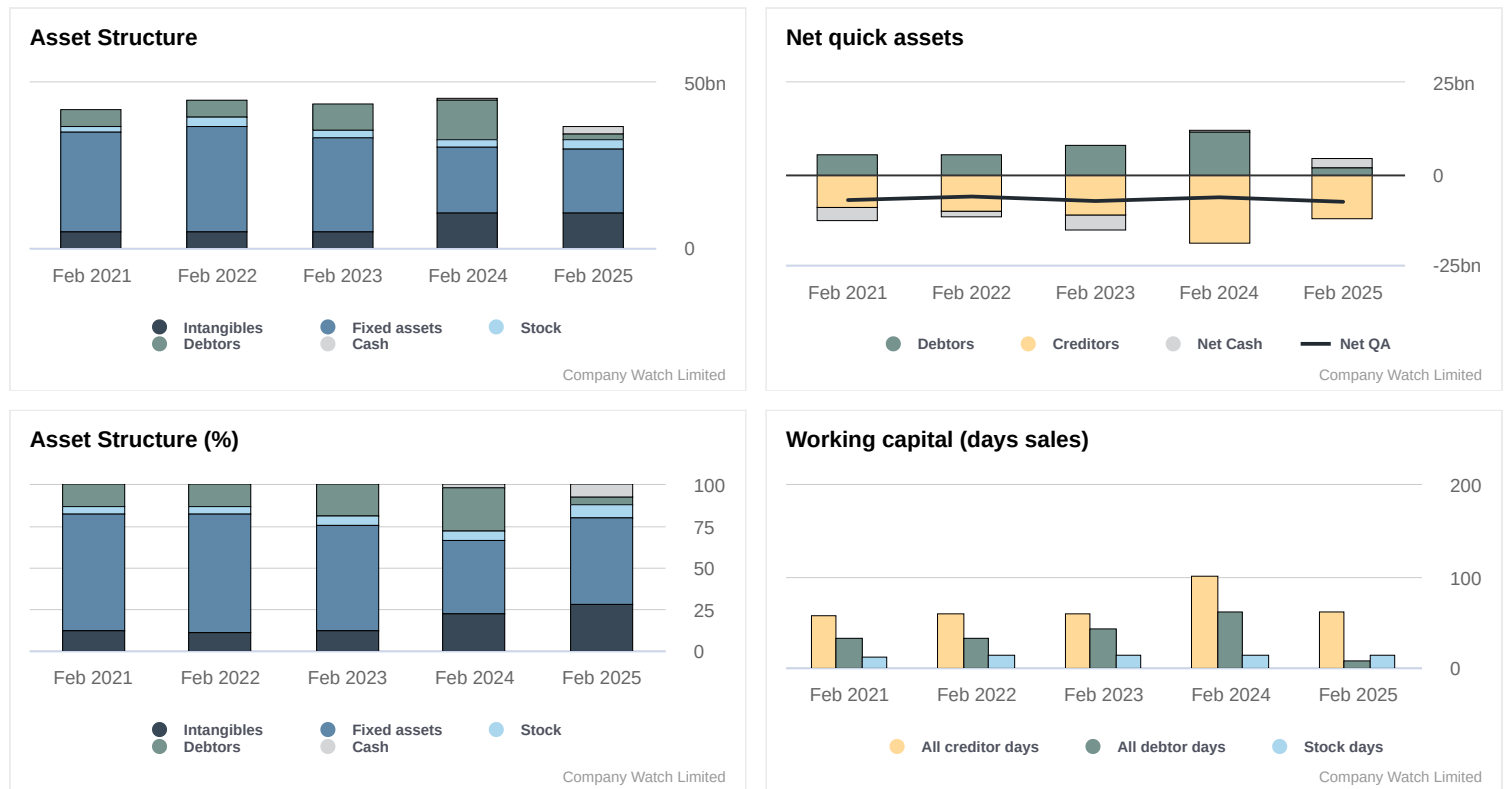
#### Profits

- Low or deteriorating profits
- Low profit retentions - Are they sufficient to fund the growth? If not, has the balance sheet weakened?
- Big gaps between operating profits and profit before tax

#### Profit margins

- Weak margins or weakening margins

# Asset Trends



In cases where the financial year is shorter or longer than 12 months the graphs above have been annualised. Where the reported interim data lacks detail the breakdown of the figures has been extrapolated from the previous year end.

## Look out for

### Asset structure

- Sharp increases - Have they made an acquisition, or large investment in fixed or other assets?
- Sharp decreases - Have they made a significant disposal? Has there been a material change in the business?
- High fixed assets - Have they been appropriately funded long term?
- High or new levels of intangibles. Usually signals an acquisition. Has this been well funded? What effect has this had on the business?

### Net quick assets

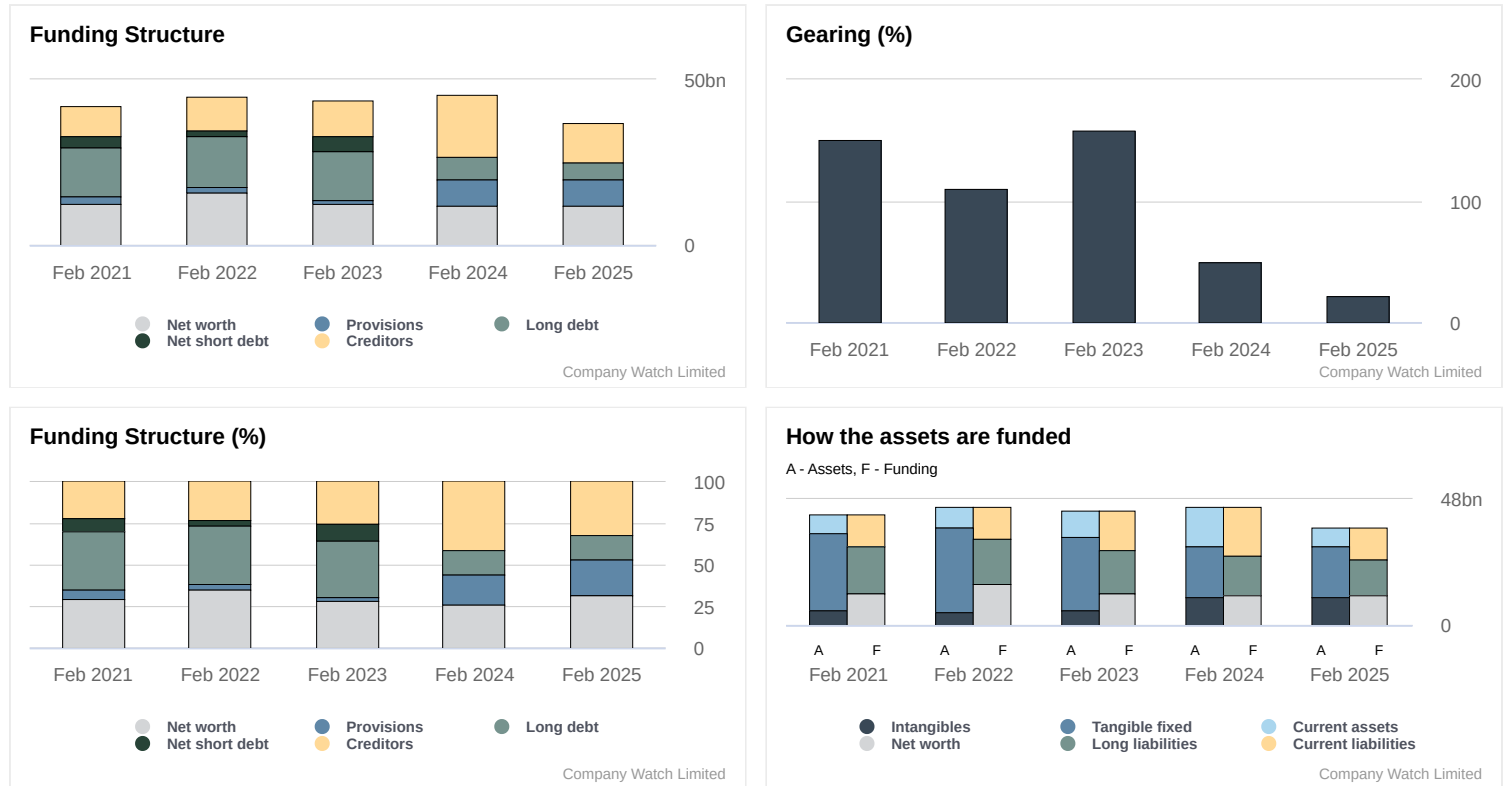
- Weak or deteriorating net quick assets - is liquidity becoming a problem?

### Working capital

- High creditor delays - is there too much dependence on creditor finance?
- High debtor delays - is there a problem?
- High or rising stock days - Is there a risk of stock obsolescence?



# Funding Trends



In cases where the financial year is shorter or longer than 12 months the graphs above have been annualised.  
Where the reported interim data lacks detail the breakdown of the figures has been extrapolated from the previous year end.

## Look out for

### Funding structure

- Sharp changes
- Low level of Net worth
- Deterioration in the proportion of funding from net worth or from other long term funding
- High or rising current liabilities
- High levels of debt, especially short term

### How the assets are funded

- Have intangibles absorbed a high proportion of Net worth?
- Have the fixed assets all been funded long term?
- Is there a good proportion of long term funding supporting the current assets?

### Gearing

- High or rising gearing

# Summary Accounts

## Profit & Loss GBP '000s

	Feb 2025	Feb 2024	Feb 2023	Feb 2022	Feb 2021
Months in Period	12	12	12	12	12
Consolidated	Yes	Yes	Yes	Yes	Yes
Sales	69,916,000	68,187,000	65,762,000	61,344,000	57,887,000
Cost of sales	-64,865,000	-63,338,000	-62,101,000	-56,711,000	-53,922,000
<b>Gross profit</b>	<b>5,051,000</b>	<b>4,849,000</b>	<b>3,661,000</b>	<b>4,633,000</b>	<b>3,965,000</b>
Other op. income/cost	-2,340,000	-2,028,000	-2,136,000	-2,073,000	-2,229,000
<b>Operating profit</b>	<b>2,711,000</b>	<b>2,821,000</b>	<b>1,525,000</b>	<b>2,560,000</b>	<b>1,736,000</b>
Exceptional items	0	0	0	0	0
Interest & other income	250,000	273,000	93,000	24,000	41,000
Interest paid	-746,000	-805,000	-618,000	-551,000	-952,000
<b>Profit before tax</b>	<b>2,215,000</b>	<b>2,289,000</b>	<b>1,000,000</b>	<b>2,033,000</b>	<b>825,000</b>
Tax	-611,000	-525,000	-247,000	-510,000	-104,000
<b>Profit after tax</b>	<b>1,604,000</b>	<b>1,764,000</b>	<b>753,000</b>	<b>1,523,000</b>	<b>721,000</b>
Other	22,000	-576,000	-8,000	-42,000	5,422,000
Dividends	-864,000	-777,000	-859,000	-731,000	-5,892,000
<b>Retained profit</b>	<b>762,000</b>	<b>411,000</b>	<b>-114,000</b>	<b>750,000</b>	<b>251,000</b>
No. of employees	231393	225659	222306	231223	242911
<b>Additional items which impact the H-Score</b>					
Amortisation & impairment of intangibles	-769,000	-754,000	-299,000	-297,000	-608,000

## Balance sheet GBP '000s

	Feb 2025	Feb 2024	Feb 2023	Feb 2022	Feb 2021
Months in Period	12	12	12	12	12
Consolidated	Yes	Yes	Yes	Yes	Yes
Intangible fixed assets	10,656,000	10,544,000	5,375,000	5,360,000	5,393,000
Tangible fixed assets	17,262,000	17,221,000	22,362,000	22,780,000	23,162,000
Other fixed assets	2,116,000	2,668,000	5,670,000	9,022,000	6,416,000
<b>Fixed assets</b>	<b>30,034,000</b>	<b>30,433,000</b>	<b>33,407,000</b>	<b>37,162,000</b>	<b>34,971,000</b>
Stock / W.I.P	2,768,000	2,635,000	2,510,000	2,339,000	2,069,000
Trade debtors	652,000	576,000	531,000	457,000	424,000
Other debtors	804,000	10,879,000	7,086,000	4,831,000	4,631,000
Group balances	154,000	176,000	133,000	141,000	162,000
Cash and equivalent	4,478,000	2,340,000	2,465,000	4,421,000	3,521,000
<b>Current assets</b>	<b>8,856,000</b>	<b>16,606,000</b>	<b>12,725,000</b>	<b>12,189,000</b>	<b>10,807,000</b>
<b>Total assets</b>	<b>38,890,000</b>	<b>47,039,000</b>	<b>46,132,000</b>	<b>49,351,000</b>	<b>45,778,000</b>
Trade creditors	7,753,000	7,593,000	6,802,000	5,641,000	5,131,000
Accruals & def. income	943,000	931,000	877,000	827,000	956,000
Other creditors	3,256,000	10,297,000	3,199,000	3,661,000	2,911,000
Group balances	7,000	7,000	7,000	9,000	23,000
Short term debt	1,861,000	1,644,000	6,850,000	6,001,000	6,976,000
<b>Current liabilities</b>	<b>13,820,000</b>	<b>20,472,000</b>	<b>17,735,000</b>	<b>16,139,000</b>	<b>15,997,000</b>
<b>Working capital</b>	<b>-4,964,000</b>	<b>-3,866,000</b>	<b>-5,010,000</b>	<b>-3,950,000</b>	<b>-5,190,000</b>
<b>Assets less curr. liabs.</b>	<b>25,070,000</b>	<b>26,567,000</b>	<b>28,397,000</b>	<b>33,212,000</b>	<b>29,781,000</b>
Long term debt	5,089,000	6,483,000	14,978,000	15,735,000	15,032,000
Group balances	0	0	0	0	0
Provisions & other creditors > 1yr	8,319,000	8,419,000	1,189,000	1,833,000	2,424,000
<b>Long term liabilities</b>	<b>13,408,000</b>	<b>14,902,000</b>	<b>16,167,000</b>	<b>17,568,000</b>	<b>17,456,000</b>
Minority interest	-4,000	-6,000	-11,000	-16,000	-18,000
Shareholders funds	11,666,000	11,671,000	12,241,000	15,660,000	12,343,000
<b>Net worth</b>	<b>11,662,000</b>	<b>11,665,000</b>	<b>12,230,000</b>	<b>15,644,000</b>	<b>12,325,000</b>
<b>Capital employed</b>	<b>25,070,000</b>	<b>26,567,000</b>	<b>28,397,000</b>	<b>33,212,000</b>	<b>29,781,000</b>

# Profit and Loss

## Detailed Accounts: Profit & Loss in GBP '000s

	Feb 2025	Feb 2024	Feb 2023	Feb 2022	Feb 2021
Months in Period	12	12	12	12	12
Consolidated	Yes	Yes	Yes	Yes	Yes
IFRS used	Yes	Yes	Yes	Yes	Yes

	Feb 2025	Feb 2024	Feb 2023	Feb 2022	Feb 2021
UK	53,619,000	0	0	0	0
Non-UK	16,297,000	0	0	0	0
Not specified	0	68,187,000	65,762,000	61,344,000	57,887,000
<b>Sales</b>	<b>69,916,000</b>	<b>68,187,000</b>	<b>65,762,000</b>	<b>61,344,000</b>	<b>57,887,000</b>

Cost of sales	-64,865,000	-63,338,000	-62,101,000	-56,711,000	-53,922,000
<b>Gross profit</b>	<b>5,051,000</b>	<b>4,849,000</b>	<b>3,661,000</b>	<b>4,633,000</b>	<b>3,965,000</b>
Other op. income/cost	-2,340,000	-2,028,000	-2,136,000	-2,073,000	-2,229,000
<b>Operating profit *</b>	<b>2,711,000</b>	<b>2,821,000</b>	<b>1,525,000</b>	<b>2,560,000</b>	<b>1,736,000</b>

Exceptional items	0	0	0	0	0
Interest & other income	250,000	273,000	93,000	24,000	41,000
Interest paid	-746,000	-805,000	-618,000	-551,000	-952,000
<b>Profit before tax</b>	<b>2,215,000</b>	<b>2,289,000</b>	<b>1,000,000</b>	<b>2,033,000</b>	<b>825,000</b>

Tax	-611,000	-525,000	-247,000	-510,000	-104,000
<b>Profit after tax</b>	<b>1,604,000</b>	<b>1,764,000</b>	<b>753,000</b>	<b>1,523,000</b>	<b>721,000</b>

<b>Other</b>	<b>22,000</b>	<b>-576,000</b>	<b>-8,000</b>	<b>-42,000</b>	<b>5,422,000</b>
--------------	---------------	-----------------	---------------	----------------	------------------

Dividends	-864,000	-777,000	-859,000	-731,000	-5,892,000
<b>Retained profit</b>	<b>762,000</b>	<b>411,000</b>	<b>-114,000</b>	<b>750,000</b>	<b>251,000</b>

Profit & Loss additional items	Feb 2025	Feb 2024	Feb 2023	Feb 2022	Feb 2021
Interest received	254,000	267,000	85,000	9,000	15,000
Profit / Loss on disposal	0	0	0	0	0
Total operating lease rentals	0	0	0	0	0
<b>EBITDA (calculated) **</b>	<b>4,594,000</b>	<b>4,349,000</b>	<b>3,423,000</b>	<b>4,347,000</b>	<b>4,467,000</b>

* Operating profit includes the following:	Feb 2025	Feb 2024	Feb 2023	Feb 2022	Feb 2021
Depreciation	-1,114,000	-774,000	-1,599,000	-1,490,000	-2,123,000
Amortisation of intangibles	-769,000	-754,000	-299,000	-297,000	-608,000
Employee costs	-8,616,000	-8,161,000	-7,656,000	-7,466,000	-7,449,000
Auditors' remuneration - audit	-14,900	-14,700	-13,300	-11,700	-10,600
Auditors' remuneration - non-audit	-1,700	-1,200	-1,400	-1,500	-2,500

Employees' additional info	Feb 2025	Feb 2024	Feb 2023	Feb 2022	Feb 2021
Number of employees (heads)	231393	225659	222306	231223	242911
Directors remuneration	-15,921	-16,925	-9,275	-13,967	-5,864
Highest paid director remuneration	-9,226	-9,925	-4,443	-5,413	-1,634

\*\* EBITDA displayed may not agree with the amount published in the annual report as this is calculated using standard formulae.  
Formula: PBT + Interest paid + Depreciation + Amortisation of intangibles - Interest & other income - Exceptional items

# Group Structure

**Group structure** (total companies identified in group: **150**)

Information relating to group companies outside the UK might be incomplete

1 The number displayed is the holding level and companies indented are subsidiaries of the less indented company above.

	Name	Country	Reg. No.	Last year end	Consol. Acc.	Total Assets in GBP	Sales in GBP	Status
1	TESCO PLC	U.KINGDOM	00445790	22/02/25	Yes	38.89b	69.92b	
2	BUTTONCASE LIMITED	U.KINGDOM	05298861	24/02/24	No	7.00m	0.00	
2	LAUNCHGRAIN LIMITED	U.KINGDOM	05260856	24/02/24	No	123.17k	0.00	
2	ONE STOP STORES LIMITED	U.KINGDOM	02462858	24/02/24	No	511.02m	1.30b	
3	ONE STOP CONVENIENCE STORES LIMITED	U.KINGDOM	02467178	24/02/24	No	50.89m	0.00	Dormant
3	ONE STOP STORES TRUSTEE SERVICES LIMITED	U.KINGDOM	02477253	24/02/24	No	2.00	0.00	Dormant
2	SPEN HILL MANAGEMENT LIMITED	U.KINGDOM	02460426	24/02/24	No	2.17m	3.45m	
2	SPEN HILL PROPERTIES (HOLDINGS) PLC	U.KINGDOM	02412674	24/02/24	No	27.16m	1.25m	
3	STATUSFLOAT LIMITED	U.KINGDOM	04661717	24/02/24	No	66.75m	0.00	Dormant
4	DILLONS NEWSAGENTS LIMITED	U.KINGDOM	00140624	24/02/24	No	119.58m	0.00	
2	T&S STORES LIMITED	U.KINGDOM	01228935	24/02/24	No	182.63m	0.00	
3	DAY AND NITE STORES LIMITED	U.KINGDOM	01746058	24/02/24	No	32.59m	0.00	Dormant
3	ONE STOP COMMUNITY STORES LIMITED	U.KINGDOM	00198980	24/02/24	No	0.00	0.00	Dormant
2	TAPESILVER LIMITED	U.KINGDOM	05205362	24/02/24	No	58.68m	0.00	
2	TESCO (OVERSEAS) LIMITED	U.KINGDOM	01611684	24/02/24	No	9.74m	0.00	Dormant
2	TESCO CAPITAL NO. 1 LIMITED	U.KINGDOM	FC015640	29/02/20	No	1.23b	N/A	
2	TESCO CORPORATE TREASURY SERVICES PLC	U.KINGDOM	08629715	24/02/24	No	10.01b	0.00	
2	TESCO EMPLOYEES' SHARE SCHEME TRUSTEES LIMITED	U.KINGDOM	02846605	24/02/24	No	2.00	0.00	Dormant
2	TESCO HOLDINGS BV	NETHERLANDS	N/A	N/A	N/A	N/A	N/A	
3	TESCO IRELAND HOLDINGS LIMITED	IRELAND	301870	N/A	N/A	N/A	N/A	
4	EDSON PROPERTIES LIMITED	IRELAND	377307	N/A	N/A	N/A	N/A	
4	MONREAD DEVELOPMENTS LIMITED	IRELAND	227063	N/A	N/A	N/A	N/A	
4	TESCO IRELAND LIMITED	IRELAND	19542	N/A	N/A	N/A	N/A	
5	GRESHAM PROPERTIES LIMITED	IRELAND	712690	N/A	N/A	N/A	N/A	
6	JOYCE'S SUPERMARKET (ORANMORE) UNLIMITED	IRELAND	609031	N/A	N/A	N/A	N/A	
5	LONGFORD CENTRE MANAGEMENT SERVICES LIM	IRELAND	197599	N/A	N/A	N/A	N/A	
5	MERRION SHOPPING CENTRE LIMITED	IRELAND	104943	N/A	N/A	N/A	N/A	
5	NABOLA DEVELOPMENT LIMITED	IRELAND	73270	N/A	N/A	N/A	N/A	
4	TESCO IRELAND PENSION TRUSTEES DESIGNATE	IRELAND	219312	N/A	N/A	N/A	N/A	
4	TESCO MOBILE IRELAND LIMITED	IRELAND	421281	N/A	N/A	N/A	N/A	
2	TESCO HOLDINGS LIMITED	UNKNOWN	N/A	N/A	N/A	N/A	N/A	
2	TESCO HOLDINGS LIMITED	U.KINGDOM	00243011	24/02/24	No	14.00b	0.00	
3	ARMITAGE FINANCE UNLIMITED	U.KINGDOM	05966324	24/02/24	No	445.00k	0.00	Dormant

3	BOOKER GROUP LIMITED	U.KINGDOM	05145685	25/02/24	No	113.50m	0.00	
4	BOOKER WHOLESALE HOLDINGS LIMITED	U.KINGDOM	05137980	25/02/24	No	959.40m	0.00	
5	BOOKER DIRECT LIMITED	U.KINGDOM	04004640	25/02/24	No	223.60m	1.70b	
5	BOOKER LIMITED	U.KINGDOM	00197380	25/02/24	No	2.30b	5.65b	
6	VENUS WINE & SPIRIT MERCHANTS LIMITED	U.KINGDOM	05689256	30/09/24	No	26.38m	116.87m	
5	BOOKER RETAIL PARTNERS (GB) LIMITED	U.KINGDOM	06460554	25/02/24	No	289.60m	1.58b	
6	BOOKER RETAIL LIMITED	U.KINGDOM	00221722	25/02/24	No	1.00	0.00	Dormant
7	BISHOP'S GROUP LIMITED	U.KINGDOM	00103407	25/02/24	No	1.00	0.00	Dormant
7	BUDGEN HOLDINGS LIMITED	U.KINGDOM	00161619	25/02/24	No	1.00	0.00	Dormant
7	BUDGENS PROPERTY INVESTMENTS LIMITED	U.KINGDOM	03964478	25/02/24	No	1.00	0.00	Dormant
7	BUDGENS STORES LIMITED	U.KINGDOM	00725281	25/02/24	No	1.00	0.00	Dormant
7	LINNCO LIMITED	U.KINGDOM	01731059	25/02/24	No	1.00	0.00	Dormant
7	MURDOCH NORTON LIMITED	U.KINGDOM	00548490	25/02/24	No	1.00	0.00	Dormant
6	BUDGENS PENSION TRUSTEES NO.2 LIMITED	U.KINGDOM	09725563	31/03/24	No	1.00	0.00	Dormant
6	LONDIS PENSION TRUSTEES LIMITED	U.KINGDOM	09725560	31/03/24	No	1.00	0.00	Dormant
6	LONDIS(HOLDINGS)LIMITED	U.KINGDOM	00639798	25/02/24	No	50.00	0.00	Dormant
5	GIANT MIDCO LIMITED	U.KINGDOM	05310147	25/02/24	No	1.00	0.00	Dormant
6	GIANT BIDCO LIMITED	U.KINGDOM	05310162	25/02/24	No	1.00	0.00	Dormant
7	THE BIG FOOD GROUP LIMITED	U.KINGDOM	01529002	25/02/24	No	198.90m	0.00	
8	BF LIMITED	U.KINGDOM	04340809	25/02/24	No	1.00	0.00	Dormant
9	GIANT BOOKER LIMITED	U.KINGDOM	00065519	25/02/24	No	134.20m	9.50m	Dormant
10	BOOKER CASH & CARRY LIMITED	U.KINGDOM	05355306	25/02/24	No	1.00	0.00	Dormant
10	BOOKER PENSION TRUSTEES LIMITED	U.KINGDOM	00576008	31/03/24	No	0.00	0.00	Dormant
10	IRTH (15) LIMITED	U.KINGDOM	00652021	25/02/24	No	1.00	0.00	Dormant
10	IRTH (19) LIMITED	U.KINGDOM	04621007	25/02/24	No	1.00	0.00	Dormant
10	UYC LIMITED	U.KINGDOM	00064489	31/03/08	No	0.00	0.00	Dormant
5	MAKRO HOLDING LIMITED	U.KINGDOM	04310463	25/02/24	No	100.94m	0.00	
6	MAKRO PROPERTIES LIMITED	U.KINGDOM	01273672	25/02/24	No	0.00	0.00	
6	MAKRO SELF SERVICE WHOLESALERS LIMITED	U.KINGDOM	00973269	25/02/24	No	194.40m	1.01b	
3	DUNNHUMBY LIMITED	U.KINGDOM	02388853	29/02/24	No	317.27m	325.69m	
4	DUNNHUMBY INTERNATIONAL LIMITED	U.KINGDOM	02490010	29/02/24	No	11.98m	8.21m	
4	DUNNHUMBY IRELAND LIMITED	IRELAND	417755	N/A	N/A	N/A	N/A	
4	DUNNHUMBY OVERSEAS LIMITED	U.KINGDOM	06601821	29/02/24	No	11.53m	2.02m	
4	DUNNHUMBY TRUSTEES LIMITED	U.KINGDOM	03565371	29/02/24	No	339.00k	0.00	
3	MALDON FINANCE LIMITED	U.KINGDOM	12534413	24/02/24	No	10.00	0.00	Dormant
3	OAKWOOD DISTRIBUTION LIMITED	U.KINGDOM	05721635	24/02/24	No	1.99m	7.72m	
3	SPEN HILL DEVELOPMENTS LIMITED	U.KINGDOM	04827219	24/02/24	No	450.00k	0.00	
3	SPEN HILL REGENERATION LIMITED	U.KINGDOM	06418300	24/02/24	No	7.25m	0.00	
3	TESCO DISTRIBUTION HOLDINGS LIMITED	U.KINGDOM	03193655	24/02/24	No	150.00m	100.00m	
4	TESCO DISTRIBUTION LIMITED	U.KINGDOM	02972724	24/02/24	No	1.50b	2.34b	
3	TESCO FAMILY DINING LIMITED	U.KINGDOM	08514605	25/02/24	No	62.06m	114.74m	

3	TESCO FOOD SOURCING LIMITED	U.KINGDOM	07502096	24/02/24	No	4.04m	0.00	Dormant
3	TESCO FREETIME LIMITED	U.KINGDOM	04345023	24/02/24	No	17.05m	121.26m	
3	TESCO MAINTENANCE LIMITED	U.KINGDOM	06003554	24/02/24	No	78.05m	286.88m	
3	TESCO PROPERTY HOLDINGS (NO.2) LIMITED	U.KINGDOM	05888922	24/02/24	No	176.23m	0.00	
4	TESCO AQUA (FINCO2) LIMITED	U.KINGDOM	05888957	24/02/24	No	1.00	0.00	Liquidation
4	TESCO ATRATO (GP) LIMITED	U.KINGDOM	06969536	24/02/24	Yes	296.20k	0.00	
5	TESCO ATRATO (NOMINEE HOLDCO) LIMITED	U.KINGDOM	06969528	24/02/24	No	1.00k	0.00	Dormant
6	TESCO ATRATO (NOMINEE 1) LIMITED	U.KINGDOM	06969531	24/02/24	No	1.00k	0.00	Dormant
6	TESCO ATRATO (NOMINEE 2) LIMITED	U.KINGDOM	06969540	24/02/24	No	1.00k	0.00	Dormant
5	TESCO ATRATO DEPOT PROPCO LIMITED	U.KINGDOM	06969533	24/02/24	No	1.80k	0.00	Dormant
4	TESCO CORAL (GP) LIMITED	U.KINGDOM	06640968	31/12/23	Yes	179.57k	0.00	
5	TESCO CORAL (NOMINEE) LIMITED	U.KINGDOM	06640901	31/12/23	No	2.00	0.00	Dormant
4	TESCO DORNEY (GP) LIMITED	U.KINGDOM	08255493	24/02/24	Yes	239.09k	0.00	
5	TESCO DORNEY (NOMINEE HOLDCO) LIMITED	U.KINGDOM	08255503	24/02/24	No	1.20k	0.00	Dormant
6	TESCO DORNEY (NOMINEE 1) LIMITED	U.KINGDOM	08255640	24/02/24	No	1.05k	0.00	Dormant
6	TESCO DORNEY (NOMINEE 2) LIMITED	U.KINGDOM	08255645	24/02/24	No	1.05k	0.00	Dormant
4	TESCO GATESHEAD PROPERTY LIMITED	U.KINGDOM	08312532	24/02/24	No	108.85m	1.39m	
4	TESCO PASSAIC (GP) LIMITED	U.KINGDOM	07120496	24/02/24	Yes	423.81k	0.00	
5	TESCO PASSAIC (NOMINEE HOLDCO) LIMITED	U.KINGDOM	07121480	24/02/24	No	1.00k	0.00	Dormant
6	TESCO PASSAIC (NOMINEE 1) LIMITED	U.KINGDOM	07121666	24/02/24	No	1.00k	0.00	Dormant
6	TESCO PASSAIC (NOMINEE 2) LIMITED	U.KINGDOM	07121664	24/02/24	No	1.00k	0.00	Dormant
5	TESCO PASSAIC PL PROPCO LIMITED	U.KINGDOM	07121506	24/02/24	No	1.25k	0.00	Dormant
4	TESCO SARUM (GP) LIMITED	U.KINGDOM	07849882	24/02/24	Yes	224.38k	0.00	
5	TESCO SARUM (NOMINEE HOLDCO) LIMITED	U.KINGDOM	07851190	24/02/24	No	1.20k	0.00	Dormant
6	TESCO SARUM (NOMINEE 1) LIMITED	U.KINGDOM	07851854	24/02/24	No	1.05k	0.00	Dormant
6	TESCO SARUM (NOMINEE 2) LIMITED	U.KINGDOM	07851858	24/02/24	No	1.05k	0.00	Dormant
3	TESCO PROPERTY HOLDINGS LIMITED	U.KINGDOM	02353133	24/02/24	No	842.35m	27.29m	
4	ORPINGTON (STATION ROAD) LIMITED	U.KINGDOM	05980835	24/02/24	No	3.00k	0.00	Dormant
4	SUPERMARKET INCOME INVESTMENTS UK (NO16) LIMITED	U.KINGDOM	12605279	30/06/24	No	61.43m	3.43m	
4	TESCO ATRATO (1LP) LIMITED	U.KINGDOM	06969529	24/02/24	No	18.85m	0.00	
4	TESCO BLUE (3LP) LIMITED	U.KINGDOM	10127682	24/02/24	No	37.54m	0.00	
4	TESCO BRISLINGTON LIMITED	U.KINGDOM	10701640	24/02/24	No	42.51m	2.63m	
4	TESCO BURY LIMITED	U.KINGDOM	03854371	24/02/24	No	34.22m	2.20m	
4	TESCO DORNEY (1LP) LIMITED	U.KINGDOM	08255488	24/02/24	No	55.78m	0.00	
4	TESCO FUCHSIA (3LP) LIMITED	U.KINGDOM	10127851	24/02/24	No	29.81m	4.18m	
4	TESCO LAGOON GP LIMITED	U.KINGDOM	SC373285	24/02/24	No	1.00	0.00	Liquidation
4	TESCO NAVONA (1LP) LIMITED	U.KINGDOM	07459436	24/02/24	No	5.55m	0.00	
4	TESCO PASSAIC (1LP) LIMITED	U.KINGDOM	07121667	24/02/24	No	12.03m	0.00	
4	TESCO SARUM (1LP) LIMITED	U.KINGDOM	07849948	24/02/24	No	49.95m	0.00	
3	TESCO SECRETARIES LIMITED	U.KINGDOM	08730224	24/02/24	No	1.00	0.00	Dormant
3	TESCO SERVICES LIMITED	U.KINGDOM	07600956	24/02/24	No	1.00	0.00	Dormant
3	TESCO STORES LIMITED	U.KINGDOM	00519500	24/02/24	No	20.47b	49.25b	



4	BROUGHTON RETAIL PARK NOMINEE 1 LIMITED	U.KINGDOM	04319626	24/02/24	No	1.00	0.00	Dormant
4	BROUGHTON RETAIL PARK NOMINEE 2 LIMITED	U.KINGDOM	04319639	24/02/24	No	0.00	0.00	Dormant
4	BROUGHTON RETAIL PARK NOMINEE 3 LIMITED	U.KINGDOM	04319645	24/02/24	No	1.00	0.00	Dormant
4	BROUGHTON RETAIL PARK NOMINEE 4 LIMITED	U.KINGDOM	04319669	24/02/24	No	1.00	0.00	Dormant
4	RESKAMMEL PROPERTY COMPANY LIMITED	U.KINGDOM	13264276	24/02/24	No	7.50k	0.00	
4	SEACROFT GREEN NOMINEE 1 LTD	U.KINGDOM	04253497	24/02/24	No	1.00	0.00	Dormant
4	SEACROFT GREEN NOMINEE 2 LTD	U.KINGDOM	04253572	24/02/24	No	1.00	0.00	Dormant
4	SPEN HILL RESIDENTIAL NO 1 LIMITED	U.KINGDOM	06641084	24/02/24	No	1.00	0.00	Dormant
4	SPEN HILL RESIDENTIAL NO 2 LIMITED	U.KINGDOM	06184538	24/02/24	No	1.00	0.00	Dormant
4	TESCO PROPERTY NOMINEES (NO.5) LIMITED	U.KINGDOM	05888952	24/02/24	No	671.00	0.00	Dormant
4	TESCO PROPERTY NOMINEES (NO.6) LIMITED	U.KINGDOM	05902418	24/02/24	No	671.00	0.00	Dormant
4	TESCO SEACROFT LTD	U.KINGDOM	04253605	24/02/24	No	501.00	0.00	Dormant
4	TSFM LIMITED	U.KINGDOM	14263834	24/02/24	No	8.19m	0.00	
4	WEYMOUTH AVENUE (DORCHESTER) LIMITED	U.KINGDOM	02614345	24/02/24	No	2.00	0.00	Dormant
3	TRANSCEND RETAIL SOLUTIONS LIMITED	U.KINGDOM	14772291	24/02/24	No	5.86m	775.32k	
2	TESCO INTERNATIONAL SERVICES LIMITED	U.KINGDOM	03176368	24/02/24	No	3.92m	7.66m	
2	TESCO MOBILE COMMUNICATIONS LIMITED	U.KINGDOM	04780729	24/02/24	No	11.30m	0.00	
3	TESCO MOBILE SERVICES LIMITED	U.KINGDOM	04780734	24/02/24	No	9.56m	0.00	
2	TESCO OVERSEAS INVESTMENTS LIMITED	U.KINGDOM	03193632	24/02/24	No	7.32b	0.00	
3	PTLL LIMITED	U.KINGDOM	08926930	24/02/24	No	1.00	0.00	Dormant
2	TESCO PENSION TRUSTEES LIMITED	U.KINGDOM	01118945	24/02/24	No	2.00	0.00	Dormant
3	TPT HOLDCO NO.1 LIMITED	U.KINGDOM	06755584	24/02/24	No	14.02k	0.00	
2	TESCO PERSONAL FINANCE GROUP LIMITED	U.KINGDOM	SC173198	28/02/25	No	1.08b	N/A	
3	TESCO PERSONAL FINANCE LIMITED	U.KINGDOM	SC173199	28/02/25	Yes	967.60m	394.60m	
4	DELAMARE CARDS HOLDCO LIMITED	U.KINGDOM	06634898	31/12/23	No	50.00k	0.00	Dormant
5	DELAMARE CARDS FUNDING 1 LIMITED	U.KINGDOM	08356551	31/12/23	No	2.31b	155.96m	
5	DELAMARE CARDS FUNDING 2 LIMITED	U.KINGDOM	08356565	31/12/23	No	1.00	0.00	Dormant
5	DELAMARE CARDS MTN ISSUER PLC	U.KINGDOM	06652499	31/12/24	No	2.24b	116.84m	
4	TESCO UNDERWRITING LIMITED	U.KINGDOM	06967289	28/02/25	No	1.06b	N/A	
2	TESCO POLSKA SP Z O O	POLAND	N/A	N/A	N/A	N/A	N/A	
2	TESCO PROPERTY PARTNER (GP) LIMITED	U.KINGDOM	04945955	24/02/24	Yes	84.36k	0.00	
3	TESCO PROPERTY (NOMINEES) LIMITED	U.KINGDOM	04945975	22/02/25	No	3.00	0.00	Dormant
2	TESCO PROPERTY PARTNER (NO.1) LIMITED	U.KINGDOM	04945945	24/02/24	No	28.13m	0.00	
2	TESCO TRUSTEE COMPANY OF IRELAND DESIGNA	IRELAND	96453	N/A	N/A	N/A	N/A	

# LEGAL NOTICE

Note that the information in this report contains information sourced from a variety of sources including Companies House, Registry Trust, The Stationery Office and GOV.UK. You may wish to head over to the [CICM website](#) for general information and tips on assessing credit risk.

THIS DOCUMENT HAS BEEN GENERATED BY AN AUTHORISED CUSTOMER OF COMPANY WATCH LIMITED ("Customer") AND IS PROVIDED SOLELY FOR THE PURPOSE OF INTERNAL BUSINESS EVALUATIONS BY THAT CUSTOMER. THIS DOCUMENT MAY NOT BE USED OR RELIED UPON IN ANY WAY BY ANY THIRD PARTY. By using this document, you agree to the following terms:

This document contains the confidential information of Company Watch Limited ("us" or "we"). You must not disclose it (or any part of it) to any person or entity other than employees or self-employed contractors of the Customer. IF YOU ARE NOT AN EMPLOYEE OR SELF-EMPLOYED CONTRACTOR OF THE CUSTOMER, YOU MUST NOT USE THIS DOCUMENT AND YOU MUST IMMEDIATELY DESTROY IT, AND ANY COPIES OF IT YOU HAVE MADE.

THIS DOCUMENT IS PROVIDED FOR INFORMATION ONLY and does not constitute any recommendation, any offer to sell or buy any security, or any solicitation to action. Before acting on any information in this document, you should consider whether it is suitable for your particular circumstances and, if necessary, seek professional advice. The evaluation of Financial Fundamentals is based on current statistical results of our mathematical model as at the date appearing on this document only. Whilst we endeavour to update our materials on a reasonable basis, there may be regulatory, compliance, or other reasons that prevent this document from being current, and you should not rely on it as such.

ANY AND ALL LIABILITY WHATSOEVER THAT WE MAY HAVE TO YOU FOR ANY ERRORS OR OMISSIONS CONTAINED IN, OR FOR ACTIONS TAKEN IN RELIANCE UPON, OR OTHERWISE IN CONNECTION WITH, THIS DOCUMENT (HOWEVER ARISING) IS HEREBY EXCLUDED TO THE FULLEST EXTENT ALLOWED BY APPLICABLE LAW.

IF YOU BECOME AWARE OF ERRORS OR OMISSIONS IN THIS DOCUMENT, PLEASE CONTACT US AS SOON AS POSSIBLE, AND SUBJECT TO VERIFICATION OF THE SAME, WE WILL ATTEMPT TO RECTIFY SUCH ERRORS OR OMISSIONS AS SOON AS IS REASONABLY POSSIBLE.

© Company Watch Limited. All rights reserved. No part of this document may be sold or distributed, reproduced or transmitted in any form or by any means, electronic or mechanical, including photocopying, recording, or any information or retrieval systems, without the express written permission of Company Watch Limited.

Information on Key Terms can be found [here](#)